

ANNEX 6 - DuPont of ROE of Skanska, a.s. for period 2008-2018

ROE	
2009	2008
16,66	28,64
<i>difference</i>	<i>index</i>
-11,98	58,18

Financial leverage	
2009	2008
2,76	4,45
<i>difference</i>	<i>index</i>
-1,69	62,11

ROA	
2009	2008
6,03	6,44
<i>difference</i>	<i>index</i>
-0,41	93,67

Total Assets	
2009	2008
24142534	13874071
<i>difference</i>	<i>index</i>
-855,95	92,27

Equity	
2009	2008
8738414	3118900
<i>difference</i>	<i>index</i>
5619514	280

Profit Margin	
2009	2008
5,688	4,993
<i>difference</i>	<i>index</i>
0,70	113,93

Total asset turnover	
2009	2008
1,060	1,289
<i>difference</i>	<i>index</i>
-0,229	82,22

Chart 41 DuPont of ROE of Skanska, a.s. for period 2008-2009. Source: author

ROE	
2010	2009
8,57	16,66
<i>difference</i>	<i>index</i>
-8,09	51,46

Financial leverage	
2010	2009
2,36	2,76
<i>difference</i>	<i>index</i>
-0,40	85,35

ROA	
2010	2009
3,64	6,03
<i>difference</i>	<i>index</i>
-2,39	60,29

Total Assets	
2010	2009
21006871	24142534
<i>difference</i>	<i>index</i>
3135663	87

Equity	
2010	2009
8908897	8738414
<i>difference</i>	<i>index</i>
170483	102

Profit Margin	
2010	2009
3,843	5,688
<i>difference</i>	<i>index</i>
-1,85	67,55

Total asset turnover	
2010	2009
0,946	1,060
<i>difference</i>	<i>index</i>
-0,114	89,25

Chart 42 DuPont of ROE of Skanska, a.s. for period 2009-2010. Source: author

ROE	
2011	2010
0,18	8,57
<i>difference</i>	<i>index</i>
-8,40	2,07

Financial leverage	
2011	2010
2,23	2,36
<i>difference</i>	<i>index</i>
-0,12	94,70

ROA	
2011	2010
0,08	3,64
<i>difference</i>	<i>index</i>
-3,56	2,19

Total Assets	
2011	2010
19378731	21006871
<i>difference</i>	<i>index</i>
1628140	92

Equity	
2011	2010
8678277	8908897
<i>difference</i>	<i>index</i>
230620	97

Profit Margin	
2011	2010
0,105	3,843
<i>difference</i>	<i>index</i>
-3,74	2,74

Total asset turnover	
2011	2010
0,754	0,946
<i>difference</i>	<i>index</i>
-0,192	79,73

Chart 43 DuPont of ROE of Skanska, a.s. for period 2010-2011. Source: author

ANNEX 6 - DuPont of ROE of Skanska, a.s. for period 2008-2018

ROE	
2012	2011
-1,24	0,18
difference	index
-1,42	-697,74

Financial leverage	
2012	2011
2,16	2,23
difference	index
-0,07	96,72

ROA	
2012	2011
-0,57	0,08
difference	index
-0,65	-721,40

Total Assets	
2012	2011
17855706	19378731
difference	index
1523025	92

Equity	
2012	2011
8267449	8678277
difference	index
410828	95

Profit Margin	
2012	2011
-0,826	0,105
difference	index
-0,93	-783,51

Total asset turnover	
2012	2011
0,695	0,754
difference	index
-0,060	92,07

Chart 44 DuPont of ROE of Skanska, a.s. for period 2011-2012. Source: author

ROE	
2013	2012
-12,11	-1,24
difference	index
-10,87	977,38

Financial leverage	
2013	2012
2,68	2,16
difference	index
0,52	124,14

ROA	
2013	2012
-4,52	-0,57
difference	index
-3,94	787,29

Total Assets	
2013	2012
15357490	17855706
difference	index
2498216	86

Equity	
2013	2012
5727783	8267449
difference	index
2539666	69

Profit Margin	
2013	2012
-6,965	-0,826
difference	index
-6,14	843,39

Total asset turnover	
2013	2012
0,648	0,695
difference	index
-0,046	93,35

Chart 45 DuPont of ROE of Skanska, a.s. for period 2012-2013. Source: author

ROE	
2014	2013
2,11	-12,11
difference	index
14,21	-17,40

Financial leverage	
2014	2013
2,63	2,68
difference	index
-0,05	98,24

ROA	
2014	2013
0,80	-4,52
difference	index
5,32	-17,71

Total Assets	
2014	2013
14070219	15357490
difference	index
1287271	92

Equity	
2014	2013
5341481	5727783
difference	index
386302	93

Profit Margin	
2014	2013
0,900	-6,965
difference	index
7,86	-12,92

Total asset turnover	
2014	2013
0,889	0,648
difference	index
0,240	137,04

Chart 46 DuPont of ROE of Skanska, a.s. for period 2013-2014. Source: author

ANNEX 6 - DuPont of ROE of Skanska, a.s. for period 2008-2018

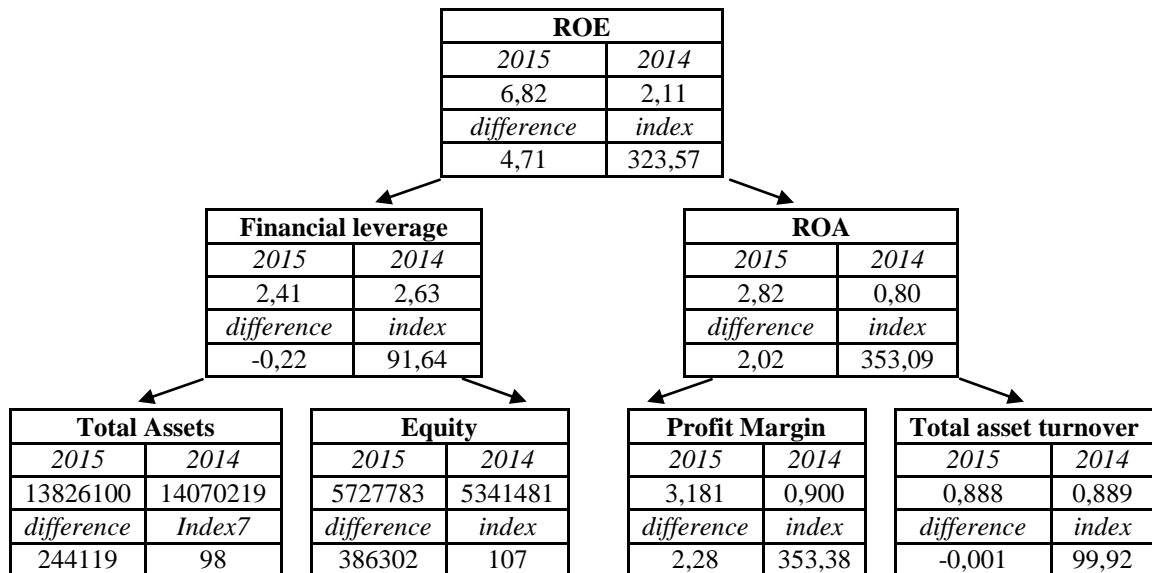


Chart 43 DuPont of ROE of Skanska, a.s. for period 2014-2015. Source: author

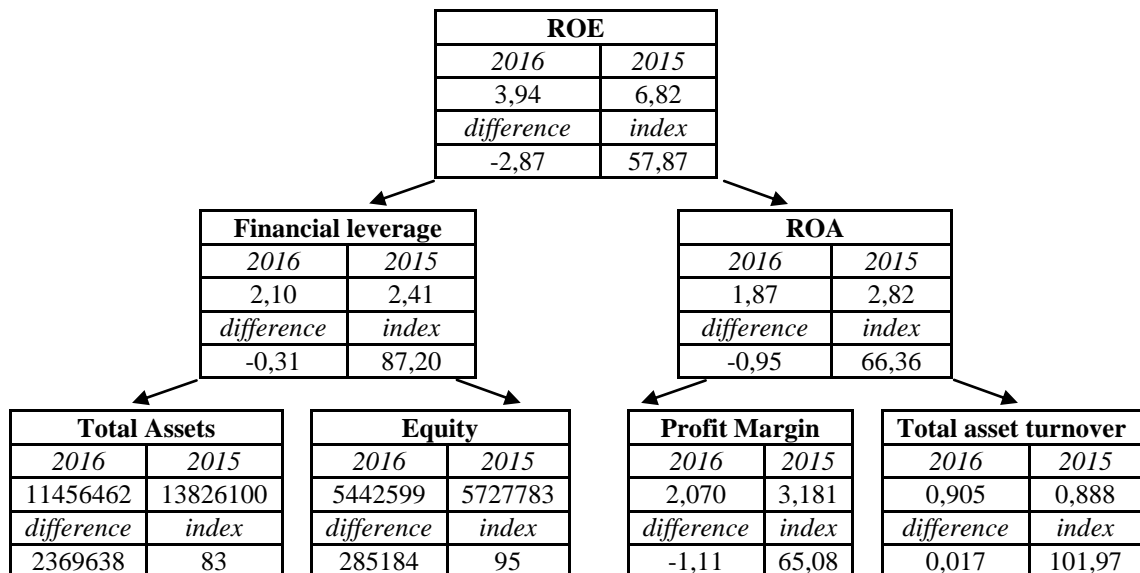


Chart 48 DuPont of ROE of Skanska, a.s. for period 2015-2016. Source: author

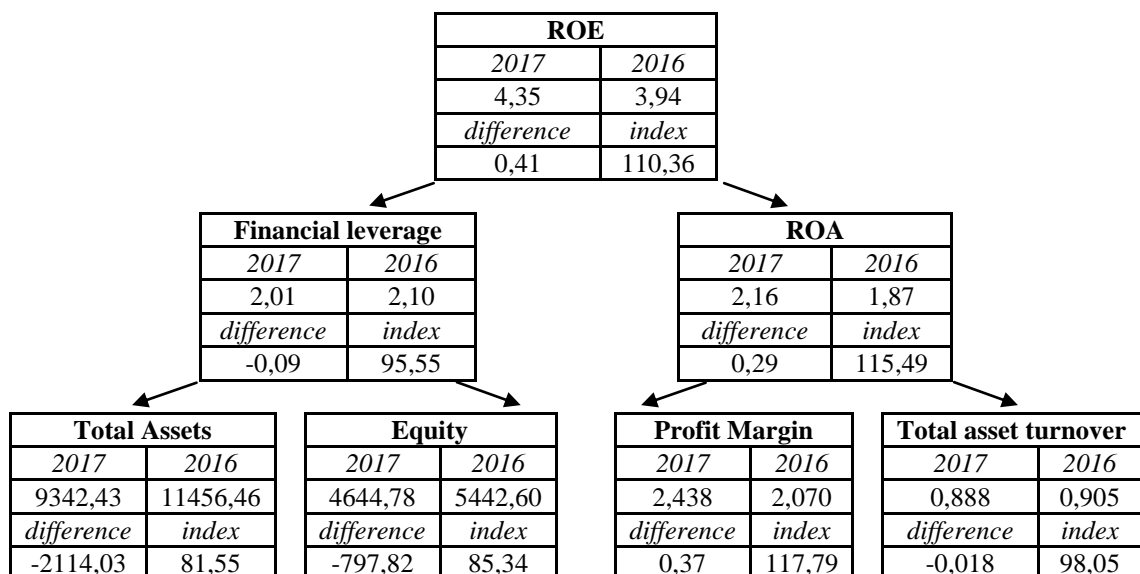


Chart 49 DuPont of ROE of Skanska, a.s. for period 2016-2017. Source: author

ANNEX 6 - DuPont of ROE of Skanska, a.s. for period 2008-2018

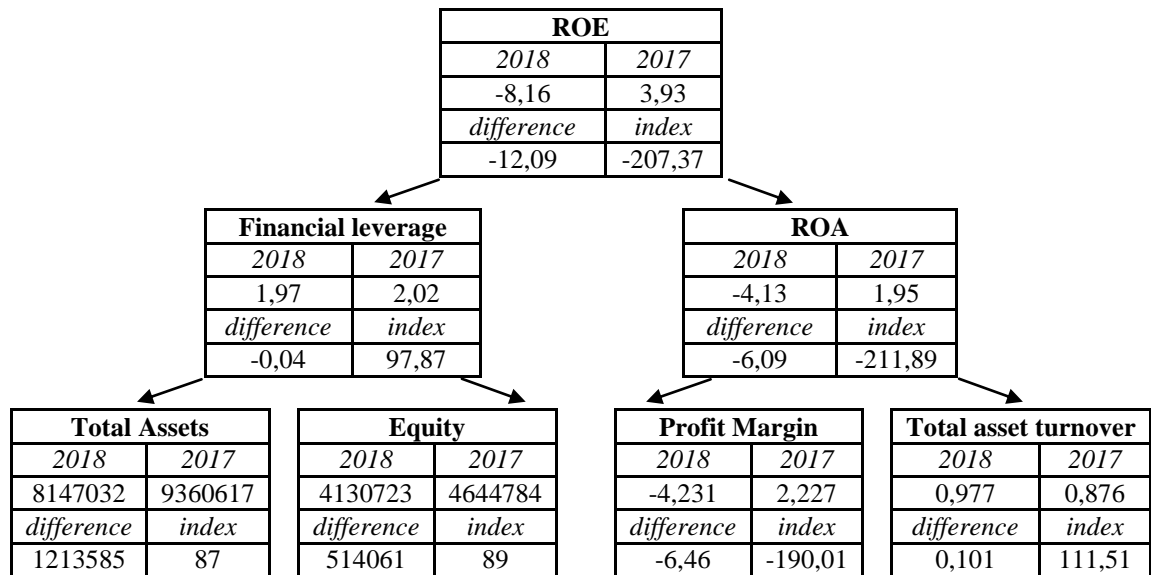


Chart 50 DuPont of ROE of Skanska, a.s. for period 2017-2018. Source: author